




Designs for a Cleaner,
Safer & More Sustainable
Environment

www.glasdon.com



WINTER SAFETY EQUIPMENT

Reduce the risk of accidents during the colder months with Glasdon winter safety equipment. We offer storage bins for grit salt or ice melt, manual and towable spreading equipment and a wide selection of accessories to help ensure your site is prepared for ice and snow.



Turbocast 800™ Towable Dual Action Grit/Salt Spreader



Turbocast 300™ Grit/Salt Broadcast Spreader



Nestor™ 400 Grit Bin



Icemaster 50™ Salt Spreader



Glasdon Snospade™ Snow Shovel



Nestor™ 90 Grit Bin



Orbistor™ Grit Bin

OUTDOOR LITTER BINS

We have a massive selection of litter bins in a vast array of colours and capacities. You will be sure to find the correct one for your purpose. All our litter bins are easy to clean and never need painting, giving you an attractive and highly functional waste container for many years.



Topsy 2000™ Litter Bin



Glasdon Jubilee™ 110 Litter Bin

Restricted Aperture Outdoor Litter Bins

Glasdon supply and manufacture a wide selection of quality outdoor litter bins with reduced-size apertures.

These smaller apertures prevent large sacks of waste from being deposited, thereby encouraging the correct use of the bin and reducing unnecessary waste disposal costs.



Plaza[®] Litter Bin



Topsy Jubilee[™] Litter Bin



Electra[™] Curve 60 Litter Bin



NEW Elipsa™ Litter Bin

Curve Appeal for Your Waste Management... the Elipsa™ Litter Bin

Offering a contemporary style, the Elipsa litter bin's slim and compact design makes it an ideal solution for busy public environments.

Its curved hood prevents litter from being left on top of the bin, as well as providing cover from the elements, which helps keep public locations tidy and free from unsightly, overflowing litter.

Designed with a double-sided aperture and oval footprint, the Elipsa provides ease of access with minimal obstruction on pavements to enable quick and easy disposal of waste.

To reduce lifting and manual handling, the Elipsa litter bin features a lift-off body with a dedicated base plinth. A keyed twist-locking system secures the body to the base of the container.



NEW Elipsa™ Litter Bin



Sherwood™ Litter Bin



Centrum™ Litter Bin



Invicta™ Litter Bin



Topsy Royale™ Litter Bin

LITTER COLLECTION

We produce a range of litter collection tools ideal for keeping your environment litter free. Our Orderly Barrows can be used for litter collection and segregation of waste, or for transporting equipment.



Litta-Pikka™ Collection Tool



Skipper™ Multi-Purpose Cleaning Trolley



Space-Liner™ Orderly Barrow (Double Model)

DOG WASTE BINS

To help keep pavements and open spaces clear of dog fouling, we produce a range of dog waste bins that are extremely strong and durable. Designed to be wall- or post-mounted, these dog waste bins are for outdoor use such as parks, public areas and leisure sites.




Retriever 35™ Dog Waste Bin



Fido 25™ Dog Waste Bin



Metal Fido 35™ Dog Waste Bin



Retriever City™ Dog Waste Bin

WHEELIE BIN SCREENS & BIN HOUSINGS

These outdoor wheelie bin screens and housing systems are designed for both on-street locations and outdoor recycling centre usage at workplaces, schools, restaurants and bring sites. Our robust screen systems are ideal for hiding unsightly, large-capacity outdoor wheelie bins to create a clear, attractive recycling station.



Glasdon Jubilee™ 240 Wheelie Bin Housing



Visage™ Screen System



Visage™ Screen System

The Large Capacity Bins Helping Communities Combat Littering

In light of the recent surges in on-the-go waste and potential for littering, communities have been utilising the high-capacity Modus™ Bin Housing system to make a real visual impact and get their message across.

This large, hooded wheelie bin storage system is available in two sizes and can securely house standard commercial wheelie bins of 600, 660 and 770 litres (Modus 770) or waste containers of 1,100 or 1,280 litres (Modus 1280).

As well as offering a wide selection of coloured, moulded apertures and waste stream graphics, one of the additional benefits of the Modus system is the versatility of its Ecoboard™ panels. The core of the panels does contain 100% recycled material, hence its eco-credentials, however the finish on the panels also means they can be easily customised with personalised graphics and artwork.



Modus™ Housing

INDOOR LITTER BINS

We produce an extensive range of indoor litter bins made from highly durable materials to ensure a functional and long service life. Our collection of contemporary and stylish internal litter bins is ideal for inside most environments, complementing the surroundings.



Envoy™ Litter Bin



Tweed™ Litter Bin

INDOOR RECYCLING BINS

We design and manufacture a wide range of indoor recycling bins. Our recycling containers are available in a large selection of styles, materials and capacities to suit your requirements. Apertures and graphics are available for various waste streams, which allow you to manage recycling waste more effectively.



Nexus® Evolution Quad Recycling Bin



Duo Model



Trio Model



Quad Model



Nexus® 50 Recycling Bin



Nexus® 100 Recycling Bin



Nexus® 100 Recycling Bin



Eco Nexus® 85 Recycling Bin



Nexus® 30 Recycling Bin



C-Thru™ 5L Battery Recycling Bin

NEW Nexus® Style Range


The Nexus Style is a premium finish internal litter and recycling bin aimed at offices and commercial environments that has the ability to accept vinyl wraps on the door to match interior décor.

Manufactured from an Armortec® coated steel frame and Vandalex® aluminium door extrusion, the Nexus Style combines functionality and strength with contemporary styling. The unit is designed for single-sided use featuring front door operation and a flat back. The Armortec-coated steel frame and bin body panels are 100% recyclable, making the Nexus Style recycling bin an environmentally friendly indoor recycling container.


The Nexus Style recycling bin has a striking design that provides a long service life and requires minimal maintenance. The Vandalex door has an anodised and polished Nexus Style Smoke Grey finish, contrasting with the Armortec-coated metallic grey steel frame to create an attractive, modern appearance. The smooth door offers a large surface onto which a collection of full vinyl wraps can be added to create a custom look.

If you wish to find out more about the graphic options available for the Nexus Style range or would like to see how your chosen product would look with custom graphics before ordering, please request a quote today.



Vinyl Wraps:



Brushed Copper



Pale Gold

Dark Grey
Marble

Dark Teak



NEW Nexus® Style 170 Duo Recycling Bin



NEW Nexus® Style 85 Recycling Bin



NEW Nexus® Style 170 Trio Recycling Bin



Electra™ 170 Trio Recycling Bin



Electra™ 60 Recycling Bin



Electra™ 85 Quad Recycling Bin and Electra™ Cup Recycling Bin

New eBook dispels recycling myths and helps create a successful recycling programme

In response to the recent COP26 climate goals, the next eBook in the Glasdon series provides the necessary information to action a successful waste management programme.



With the urgency surrounding sustainability and the global impetus that's building to mitigate the negative impacts of climate change, the eBook provides the means to better equip workplaces, businesses, and individuals to participate in the fight for a greener future.

Find out how to:

- Identify and manage specific waste streams
- Recognise what can be recycled (and what can't)
- Create a successful recycling programme that meets the needs of your workplace or organisation
- Unlock the financial and business benefits of recycling

Divided into two sections - 'Recycling for a Greener Future' and 'The Practical Guide to Creating a Successful Recycling Programme' - the guide covers the reasons for recycling, the advantages of a recycling programme, and a step-by-step guide of how to create a successful and cost-effective scheme.

The eBook is free to download on www.glasdon.com

CUP RECYCLING BINS & STATIONS

The Glasdon cup recycling bin range has been designed to help you implement an efficient cup recycling programme and increase your cup recycling rates. Choose from our selection of specifically designed cup bins and cup recycling stations which feature liquid reservoirs and separate compartments for cups and lids.



Centrum™ Cup Stacker



Nexus® 100 Duo Recycling Station



Nexus® 100 Cup Recycling Station



Nexus® Evolution Cup Recycling Station



Electra™ Cup Recycling Bin



Eco Nexus® Cup Recycling Station



Nexus® Cup Stacker

Rethinking Recycling

Recycling at any level, household or commercial, has a positive impact on the planet. Responsible for saving energy, protecting the environment and conserving natural resources, recycling is key to achieving a greener future and a healthier Earth.

As Ireland progresses with its National Waste Prevention Programme (NWPP), we explore what's new in recycling, and how our customers are implementing clever ideas through personalisation to create successful recycling programmes.

Coffee Cups and Cup Residue

Coffee cup recycling and cup residue collection is a highly sought-after waste stream.

When purchasing the Eco Nexus Cup Recycling Station, Petrogas personalised the product to collect cups, cup residue, general waste, and lids. The pods minimise the cross-contamination of recyclables by providing a facility to empty the liquid prior to disposal.

As contaminated recycling can be hard to process, the side pods reduce waste disposal costs and prevent waste from needlessly ending up in a landfill



Why is Personalisation Important?

Personalisation and clear graphics play a crucial role in the success of recycling diversion rates. Frequently adopted by customers, personalisation can highlight the function of each stream or reinforce public messaging.

By creating a custom graphic, message or text, the personalisation provides consistent standards, emphasises non-standard materials and increases visibility.

FOOD WASTE RECYCLING BINS

Our food waste recycling bins are ideal for kitchens, canteens, food courts and any other areas where food is prepared or consumed. The easy-to-use bins make food waste disposal hygienic and efficient and they are a good way of handling high volumes of food waste.



Combo™ Tray Shelf Catering Waste Bin



Nexus® Shuttle Food Waste Bin

TRANSPARENT RECYCLING UNITS

We have a selection of recycling units that are ideal for use with transparent sacks to enable maximum visibility of the contents deposited. This helps avoid the risk of cross-contamination.



C-Thru™ 180 Recycling Bin



Orbis™ Sack Holder



Orbis Sack Holder



TSU™ Sack Holder

Nexus® Evolution City Recycling Bins

Nexus Evolution City is a versatile solution for outdoor recycling in public environments.

The Nexus Evolution City is a stylish and robust multi-stream recycling unit, offering complete flexibility to meet the exact requirements of any recycling scheme. Hooded aperture options mean the model offers a durable recycling solution for outdoor environments whilst coordinating with others in the Nexus Evolution range.

Entirely customisable from aperture colour to waste stream, graphics are easily applied onto either of the large sides for added personalisation. A narrow footprint ensures minimal floor space is required, whilst the symmetrical design allows the product to be approached from all sides in open spaces.

A hooded aperture provides added security, resistance to the effects of bad weather, and anti-vandalism protection. Manufactured from recyclable Durapol® material for a long service life, the Nexus Evolution City will not chip or rust and is easy to clean.

Neil Gilkes, Sales Manager for Glasdon UK Limited, said:

“We’re very excited about the launch of Nexus Evolution City. It provides a flexible recycling solution, built to withstand the harsh outdoor conditions whilst maintaining the versatility of the internal Nexus Evolution recycling unit. It’s a great addition to our selection of outdoor recycling products. With so many flexible options, our customers can choose their own configuration, colours and graphics to best fit their needs.”



OUTDOOR RECYCLING BINS

We produce an extensive range of outdoor recycling bins of the highest quality, in both traditional and contemporary designs. All of our recycling containers are designed to be hard-wearing and long-lasting and feature easily identifiable graphics to make recycling easy.



Nexus® Evolution City Trio Recycling Bin



Nexus® 200 Recycling Bin



Glasdon Jubilee™ 110 Recycling Bin



Nexus® City 240 Recycling Bin

Electra™ Curve Recycling Bins

The Electra Curve recycling bin provides a new aesthetic to the range with its unique curved hood design.

Available with a 60 litre or 85 litre capacity, the open aperture for the disposal of waste ensures the bin is easy to access with a curved hood to provide cover and avoid overflowing of the inside contents. The curve also prevents litter from being placed and left on top of the bin.

The Electra Curve range also features recycling bins with a choice of 4 dedicated aperture panels available to suit your requirements.



Electra™ Curve 60 Recycling Bin



Electra™ Curve 85 Recycling Bin

SEATING

We offer a range of traditional and contemporary seating which can be used both indoors and outdoors. These seats and benches are low maintenance, weather and vandal resistant. They will add comfort and style around your environment.



Pembridge™ Picnic Table

Raise the Eco-benchmark with Recycled Material Seating Solutions



As consumers, and particularly since the pandemic began, more of us than ever before are actively seeking out eco-friendly products and sustainable brands and businesses.

However, when buying on behalf of the business, organisation or community, there is inevitably more pressure to make sure that the quality and sustainability of the products we choose stand up to their environmental credentials.

Sustainable by Design

So what is a Glasdon recycled material seat actually made from?

Our specially formulated Enviropol material is not only manufactured with 100% recycled plastic, it is also 100% recyclable at the end of its service life. Enviropol is predominantly produced from post-consumer polyethylene and polypropylene, made up of carrier bags, pots, tubs and trays, a large majority of which are single-use plastics.

As an example, the Enviropol seating slats on the Glasdon Pembridge™ Picnic Table could contain as many as 102,420 recycled bottle caps!

The benefits of using Enviropol also go further than its circular economy based credentials and are integral to its real-world sustainability. The density, strength and weather resistance of Enviropol will ensure a long, virtually maintenance-free service life. It is self-coloured (available in either brown or black) and, unlike wood, needs no painting or surface treatment ever. The material is resistant to chemicals and impervious to water, frost and most corrosive substances.



Pembridge™ Picnic Table




Elwood™ Seat and Sherwood™ Hooded Litter Bin



Bowland™ Picnic Table



Clifton™ Picnic Table



Phoenix® Seat



Lower™ Seat with Brown Enviropol Slats


NEW Vista™ Seat

NEW Vista™ Seat

Complete your Vista with the Vista™ Seat



Designed to coordinate with modern architectural environments, the **Vista™ Seat** is a robust, cost-effective, low-maintenance solution for public seating. Available with a selection of environmentally friendly recycled material slats and Armortec® coated cast aluminium ends, the seat arrives fully assembled, ready for immediate installation.

The Vista Seat offers a choice between Enviropol® and Timberpol® slats. Both materials contain a large proportion of recycled materials and come with a host of other benefits.


Containing 98% recycled content, Enviropol is strong, weather-resistant and ensures a long, virtually maintenance-free service life. Made from 95% recycled and sustainably sourced raw materials, Timberpol is a wood/polymer composite containing 55% wood (reclaimed sawdust) and 40% polymer (post-consumer HDPE).

As with most Glasdon street furniture, the Vista Seat allows for personalisation, offering the option to incorporate a laser-etched commemorative plaque if required. Laser etching offers greater flexibility for messages and can even incorporate small and simple graphics.



WATER SAFETY EQUIPMENT

Glasdon is a market leader in the manufacture and supply of life-saving water safety equipment. The range includes 24" and 30" lifebuoys with 30m and 50m throwing ropes, lifebuoy housing units, the B-Line™ throw line rescue buoy, and equipment storage units.



Glasdon lifebuoys are fully compliant with Chapter III standards for life-saving devices, as per the Life-saving Appliance (LSA) code (SOLAS, 1974).



B-Line™ Water Rescue Device




Guardian™ Lifebuoy Housing
www.glasdon.com | 27

SMOKING CONTROL

We're here to help you keep cigarette waste under control on your premises with a wide range of quality, hard-wearing smoking bins. The Glasdon collection offers everything from free-standing ashtrays and cigarette bins to wall-mounted ashtrays.



Ashguard SG™ Cigarette Bin



Integro City™ Cigarette & Litter Bin and Ashmount SG™ Cigarette Bin

How Do I Choose a Cigarette Bin?

There's so much choice when it comes to cigarette bins that it can be hard knowing which cigarette bin is best for your site.

FAQ: What size cigarette bin do I need?

Ranging from 1.5 litre to 35 litre capacities, we are confident that you can find a Glasdon cigarette bin to meet your needs. The required size of your cigarette butt container can be determined by various factors including how busy the environment is, how frequently the unit will be emptied and how often the ashtray terminal will be used.

FAQ: How much maintenance is required?

Thanks to their durable construction and vigorous product testing, Glasdon cigarette disposal containers offer a long-service life and require minimal maintenance. We still recommend planning frequent maintenance inspections to ensure the products are in safe, useable condition at all times.

FAQ: I'm worried about fire risks...what can I do?

All of our smoking control products are designed and vigorously tested to reduce the risk of fire propagation. Glasdon cigarette bins feature small grille openings to prevent the deposit of any waste streams other than cigarette butt litter.

The **Ashmount SG** and **Ashguard SG** are both fitted with **SmokeGuard™** technology. SmokeGuard is a unique smoke-dampening device located underneath the stubbing grille and within the liner. SmokeGuard minimises the amount of smoke released to reduce the chance of a fire propagating inside the cigarette bin in the unlikely event of a fire.

If you are still worried about fire risks, we recommend creating a designated smoking area and placing instructional signage near to outdoor ashtrays to remind smokers of correct usage and behaviour.



Ashmount™ Cigarette Bin (1.5 litre model)



Integro™ Cigarette & Litter Bin



Ashguard™ Cigarette Bin

SHELTERS

Glasdon have over 30 years' experience in the manufacturing of prefabricated canopies, shelters and commercial bike storage facilities.



Eclipse™ Wall-Mounted Canopy



Eclipse™ Back-to-Back Canopy

Why choose a Glasdon Modus shelter?

Modus Shelter is ideal for customers with limited space or budgets.

Modus Shelter features a robust, double-skinned Durapol™ Material roof, and panels made from 100% recycled Ecoboard™ material. Modus is available in two sizes to suit your requirements, and the panels are Dark Grey.

Modus Shelters can be used for a wide range of applications including Pay & Display machine covers, waiting shelters, vending machine enclosures, point of sale kiosks and sentry posts.

We normally dispatch Modus Shelters fully assembled ready for rapid installation. If your site has restricted access, or you'd like to buy multiple units for a roll-out programme, we can deliver your shelters flat packed for simple self-assembly at your convenience.

Modus™ Temperature Checking Shelter

Specially constructed with a cut-out in the front screen to enable the safe and efficient implementation of health screening and temperature checks. Available in two standard sizes and delivered fully assembled (flat-pack for self-assembly also available), complete with 'COVID-19 Temperature Testing Station' sign board.



Modus™ Temperature Checking Shelter



Modus™ Shelter



Modus™ Shelter



Modus™ Shelter



Modus™ Shelter

BOLLARDS & POSTS

Our bollards and posts are available in a variety of traditional or modern styles and can be used for access control, verge protection, and as delineators to identify parking restrictions.



Glenwood™ 170 Signhead Post

Glenwood Posts

Wooden bollards are a common sight, from conservation areas to modern housing developments.

While wood grain is certainly attractive, wooden posts suffer from a number of problems:

- Wood is prone to splitting and rotting, particularly at ground level where water pools
- Wood needs to be treated once or more per year, which can be costly
- Wood ages and weathers quickly, changing colour
- Wooden bollards present a serious safety hazard if struck.

The new Glenwood Post solves these problems.

Glenwood™ 170 Signhead Post

Ideal for marking cycle routes, pathways and delineating the edge of the road, the Glenwood™ 170 Signhead Post offers space to display 150mm signs on all four sides.

Manufactured from Everwood™ Material, a self-coloured polymer available in Light Oak or Dark Oak finishes. Unlike wood, Everwood is not porous and will never split or rot, or require any kind of surface treatment. A very realistic timber grain effect and square shape with a diamond top ensures the post looks just like a traditional wooden design.



NEW Glenwood™ 170 Signhead Post



Infomaster™ Bollard



Glasdon Manchester™ Bollard



Buffer™ Bollard



Neopolitan™ 150 Bollard

KIOSKS

Glasdon specialise in the design, build and delivery of GRP kiosks. These versatile, portable buildings are pre-assembled for efficient delivery and installation and are available in standard sizes to meet your specification.



Genesis™ Kiosk



Genesis Kiosk



Genesis Kiosk

INDUSTRIAL CABINETS


The Citadel™ range offers a cost-effective solution to the secure housing of equipment for a variety of applications. Available in five industry standard sizes, the cabinets can be supplied with ventilation or without for IP56 rated protection.



Citadel Cabinet Range



Citadel 659 Cabinet



Citadel 639 Cabinet



Citadel™ 336 Cabinet



CUSTOMER-LED PROJECTS & PERSONALISATION

We offer a free, in-house personalisation service to help you visualise how your product will look with your corporate identity. Choose from a wide range of products and personalisation options including:

- **Litter Bins & Recycling Bins** - Branding, corporate colour schemes, bespoke waste streams, campaign messaging and changeable poster kits.
- **Water Safety Equipment** - Branding and local emergency & identification details.
- **Bollards** - Branding, colour co ordination, cycle and pedestrian route markers, and plaques.



@enquiries@glasdon.ie

www.glasdon.com



FREE DELIVERY*

Delivery is free for orders over €100 within Ireland. Your order will be VAT exempt if you provide us with your VAT registration number, otherwise UK VAT at the prevailing rate will be added. (There is a small charge of €10 on orders below the value of €100.)

*Does not apply to Buildings and Shelters.

Glasdon, Armortec, Ashguard, Ashguard SG, Ashmount, Ashmount SG, Bowland, Buffer, B-Line, Centrum, Citadel, Clifton, Combo, C-Thru, Durapol, Eclipse, Electra, Elipsa, Elwood, Enviropol, Envoy, Fido 25, Genesis, Glasdon Jubilee, Glasdon Manchester, Glasdon Snospade, Glenwood, Guardian, Icemaster 50, Infomaster, Integro, Integro City, Invicta, Littza-Pikka, Lowther, Metal Fido 35, Modus, Neopolitan, Nestor, Nexus, Orbis, Orbistor, Pembridge, Phoenix, Plaza, Retriever City, Retriever 35, Sherwood, Skipper, SmokeGuard, Space-Liner, Topsy 2000, Topsy Jubilee, Topsy Royale, TSU, Turbocast 300, Turbocast 800, Tweed, Vandalex, Visage and Vistra are trademarks or registered trademarks of GLASDON GROUP or its subsidiaries in the UK and other countries.

Glasdon Group Limited Is An Equal Opportunities Employer.

© Glasdon 09/2022. Glasdon reserve the right to alter price and specification without prior notice.



GW336/100
LH/#