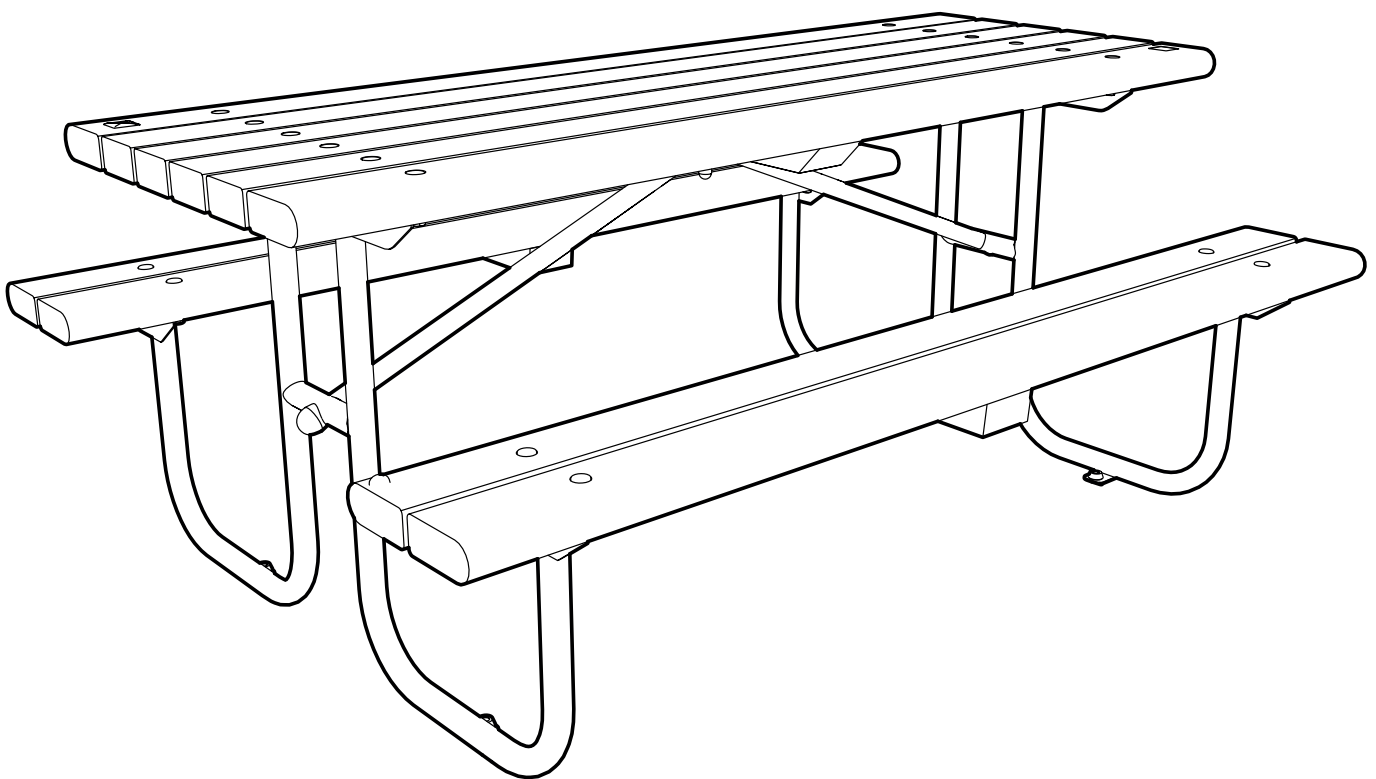


BOWLAND™ PICNIC TABLE

INSTALLATION INSTRUCTIONS

IMPORTANT NOTE: ENSURE THAT ALL RELEVANT PERSONNEL READ THESE INSTRUCTIONS PRIOR TO USE

Please also refer to the 'Manual Handling Operations Regulations 1992' during the handling of the product and materials used for installation. Glasdon recommends that a full Health and Safety analysis is carried out prior to installation.

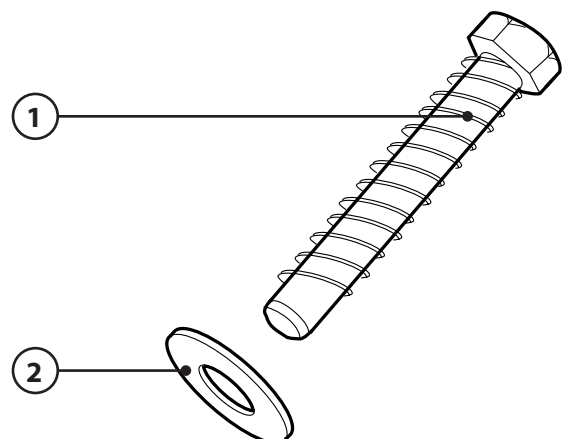


KIT CONTENTS:

- ITEM 1** - Self Tapping Anchor Bolt - M10 x 100mm x 4
ITEM 2 - Washer - M12 x 23mm x 4

EQUIPMENT REQUIRED:

- Rotary Hammer Drill x 1
- 10mm Masonry Drill Bit x 1
- 17mm Socket Wrench x 1
- Dust Blower/Hard Bristle Brush x 1

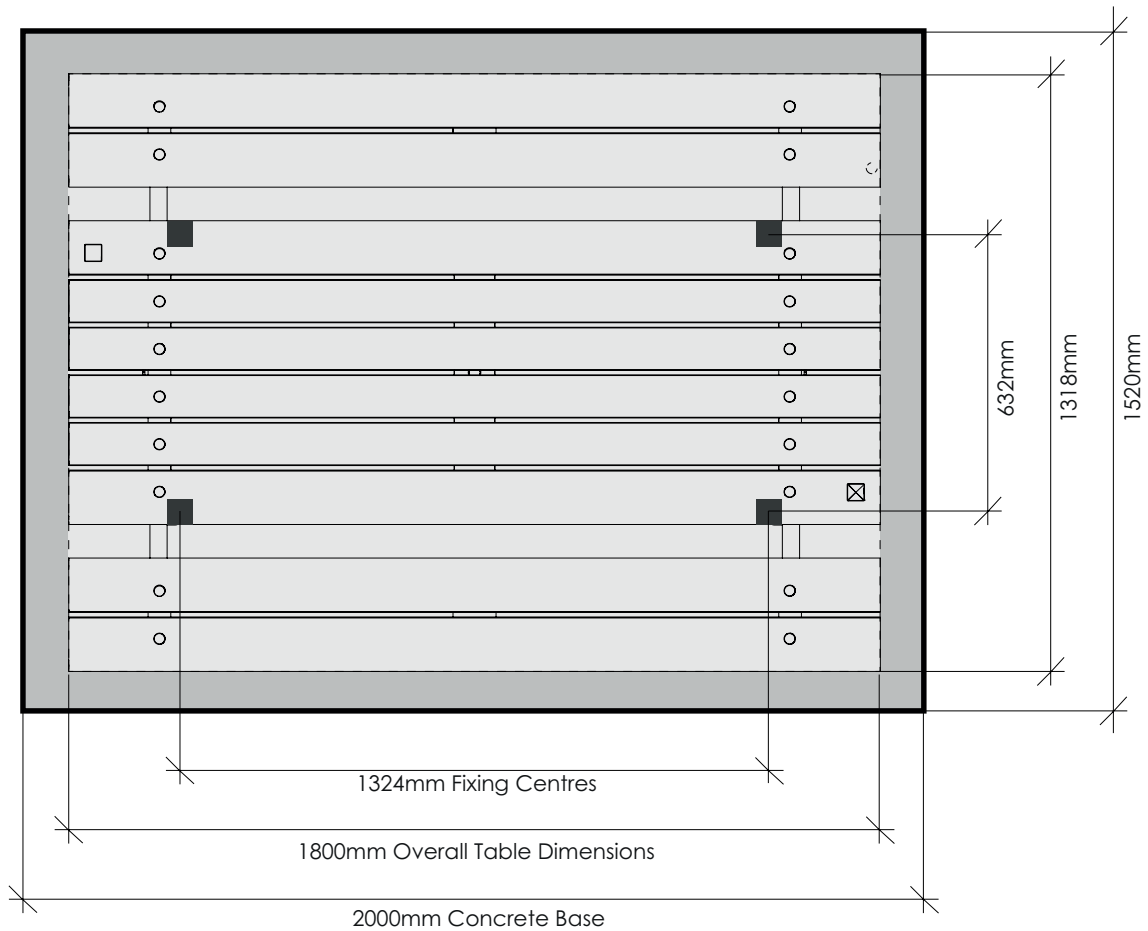


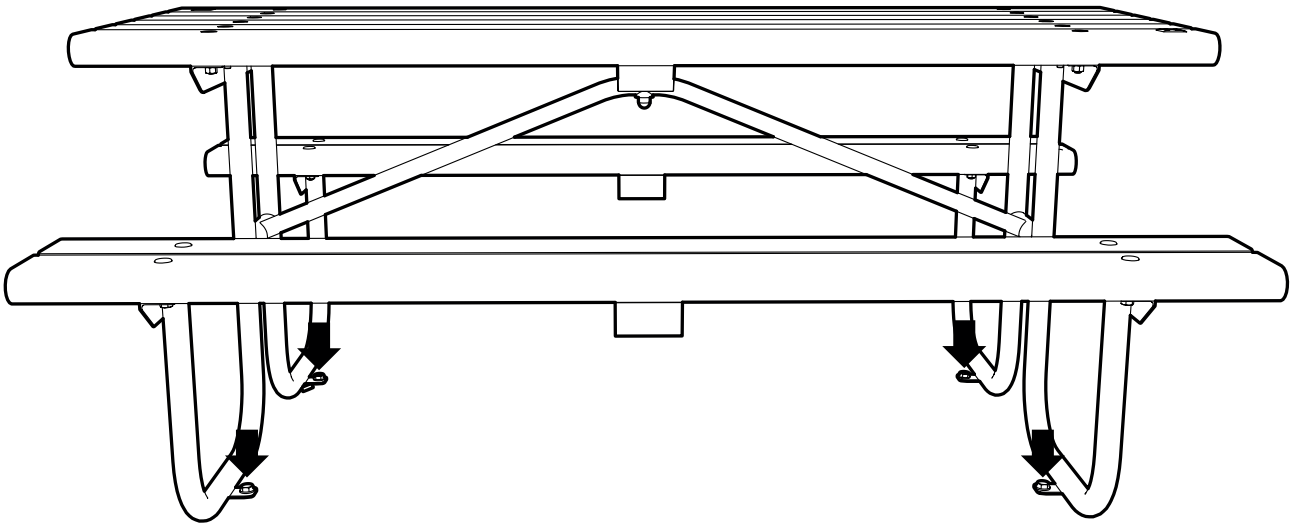
MINIMUM BASE REQUIREMENT

If no suitable existing base, then base to be sized as per dimensions below with 200mm thickness of concrete onto well consolidated hardcore.

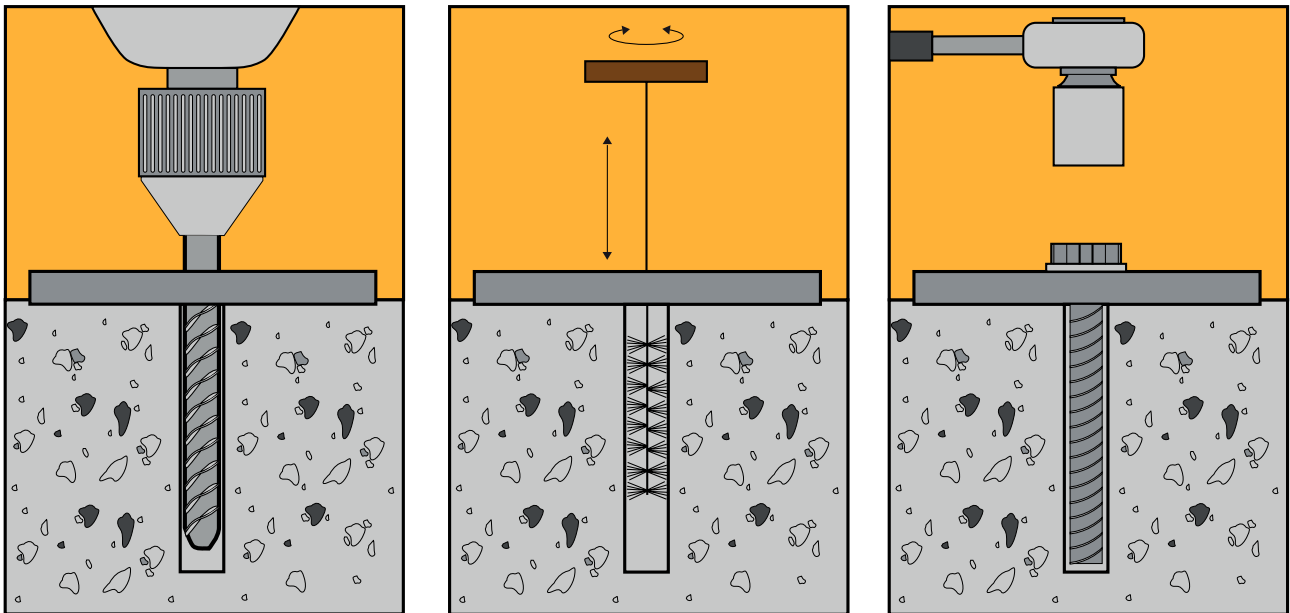
Base to be smooth (float finish), flat level and square and preferably flush with surrounding ground level.

VIEW A





For optimum fixing performance the following procedure is recommended.



The base should be flat, steel float finished, level and square and preferably be raised slightly above the surrounding ground level.

The concrete base should be a minimum 25N/20mm mix strength equivalent of BS. 5328, Section 2, Part 10, Grade C25.

Using the supplied unit as a template, drill through all 4 (see View A) base fixing positions in each of the feet with a 10mm masonry drill to a minimum depth of 120mm.

Clean drill hole thoroughly using a spiral brush and remove all dust using a blow out pump, airline or similar.

Insert the self tapping anchor bolts (Item 10) and washer (Item 11) into the drilled hole and tighten with socket and wrench set.

IMPORTANT NOTE: PLEASE ENSURE THAT ALL RELEVANT PERSONNEL READ THE POINTS LISTED WITHIN THIS LEAFLET AND THAT A COPY IS GIVEN TO STAFF INVOLVED WITH THE INSTALLATION AND MAINTENANCE OF THIS PRODUCT.
SAFETY NOTE: PLEASE REFER TO 'THE MANUAL HANDLING OPERATIONS REGULATIONS 1992' DURING HANDLING.



Glasdon AND BOWLAND ARE TRADEMARKS OR REGISTERED TRADEMARKS OF GLASDON GROUP OR ITS SUBSIDIARIES IN THE U.K. AND OTHER COUNTRIES

- A planned maintenance schedule or regular inspection is recommended, replacing components as necessary.
- Replacement components are available direct from GLASDON.
- GLASDON cannot be held responsible for claims arising from incorrect installation, unauthorised modifications or misuse of the product.

Issue 1 - December 2018 - Stock No. C000/0519 - DWG No. 09B-048-32

© Copyright DECEMBER 2018

Glasdon UK Ltd reserve the right to alter specifications without prior notice.



Glasdon[®]

Glasdon U.K. Limited

Preston New Road
BLACKPOOL
Lancashire
FY4 4UL

Tel: (01253) 600410

Fax: (01253) 792558

e-mail: sales@glasdon-uk.co.uk

web: www.glasdon.com